


# AS0106600

## DIN RAIL ATTACHMENT PLATE



**Document No. PD0055000A**

**Arbiter Systems, Inc.  
1324 Vendels Circle, Suite 121  
Paso Robles, CA 93446 U.S.A.  
(805) 237-3831, (800) 321-3831  
<http://www.arbiter.com>  
[mailto: techsupport@arbiter.com](mailto:techsupport@arbiter.com)**

# General Description

The AS0106600 is a DIN rail attachment plate that may be used in mounting the AS0096800 power supply to a DIN rail system. Figure 1 shows the AS0096800 power supply, sold separately, mounted on the AS0106600 DIN rail attachment plate. The AS0106600 includes two M3 screws for mounting the power supply to the attachment plate.




Figure 1: DIN Rail Adapter Mounted to Power Supply

# Attachment Plate Dimensions

Figure 2 shows the attachment plate dimensions in millimeters. L1 is 75.0 mm for the FD-PBA10.

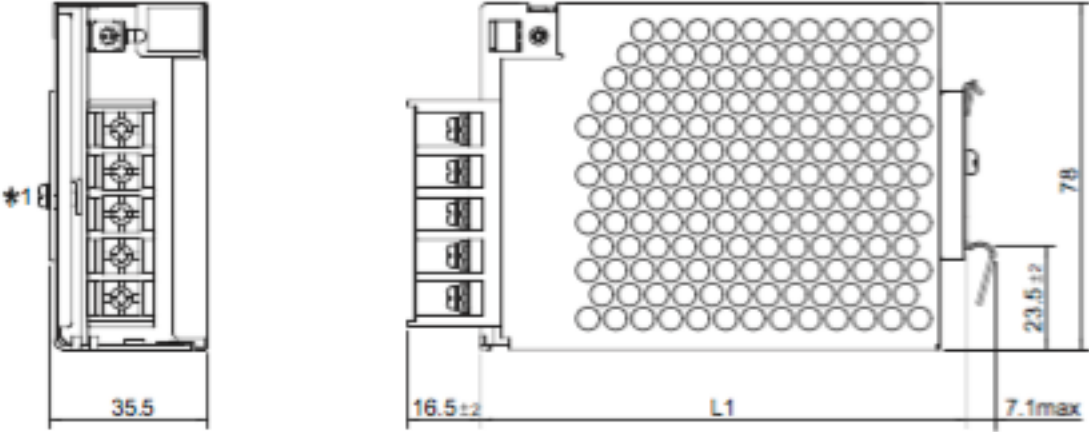


Figure 2: Attachment Plate Dimensions